



2021

ANNUAL REPORT

PETERBOROUGH POLICE SERVICE



MESSAGE FROM THE SERVICE



2021 was another year of challenge due to the ongoing pandemic. The goal, as with any year for the Peterborough Police Service, is first and foremost public safety and safety of our members. We were challenged in ways never seen before to balance the needs and expectations of our community, limits of legislation and rule of law.

Even as the health crisis continued so too did calls for service for every imaginable situation. In 2021 there was a 2.8% increase in calls for service in the City of Peterborough, Village of Lakefield and Township of Cavan-Monaghan.

Without a doubt it must be recognized that the continued increase in calls for service is having an impact on our officers and civilians just as the community is feeling it too. As a Service we are proud to be able to offer multiple supportive tools, from peer support to access to professionals for our officers and civilian members.

Peterborough is a growing, unique and innovative community that is well known for developing its own solutions to complex problems. The Service is working extremely hard to get back to the core principles of community policing, and this includes a focus on more foot patrols in downtown areas.

In 2021 there was a 4.5% increase in reported crime. 5,777 criminal offences were reported which is up from 5,529 reported in 2020. The Service continues to see an increase in robberies, thefts, and break and enters, along with assaults.

The incorporation of trauma-informed practices continued in 2021 as our Victim Services Coordinator developed and delivered a Trauma Informed Sexual Assault Training Course to all uniform members and 9-1-1 Communicators.

Issues such as mental health, addictions and homelessness continue to have very real impacts in our community. The Service works closely with our Community Development and Engagement Coordinator to build and enhance relationships and examine how we respond to these issues both externally and internally.

Throughout 2022, the Service will continue to explore how it is able to use technology available to help with public and officer safety.

We always welcome feedback from our communities and partners. We commit to continuing to serve with pride, in a professional, friendly, and helpful manner in the years to come.



Contents ●●●

- 4 Service Snapshot
- 6 Operations Division
 - 8 Team Policing (Area 1 - Area 6)
 - 14 Emergency Response Team
 - 15 Mobile Crisis Intervention Team
 - 16 K9 Unit
 - 19 Traffic Services Unit
 - 21 Community Services Unit
 - 22 Auxiliary Unit
- 24 The Year in Numbers
- 26 Investigative Services Division
 - 28 Victim Services Unit
 - 30 Intelligence & Drugs Unit
 - 31 Joint Operations/Taskforces
- 32 9-1-1 Communications Division
- 34 Support Services Division
 - 36 Court Services Unit
 - 38 Records Management
 - 39 Police Report Entry Clerk
- 40 Human Resources Division
- 42 Finance Services Division
- 44 Statistics



CORE VALUES

- Integrity and loyalty
- Empathy and fairness
- Impartiality and transparency
- Respect and civility
- Courage and leadership

MOTTO

Professional Friendly Helpful

MISSION

To promote the safety of citizens and the protection of property through an appropriate balance of law enforcement, problem solving and crime prevention initiatives. This is based on the philosophy of community policing that involves working in partnership with citizens and other community stakeholders.

VISION

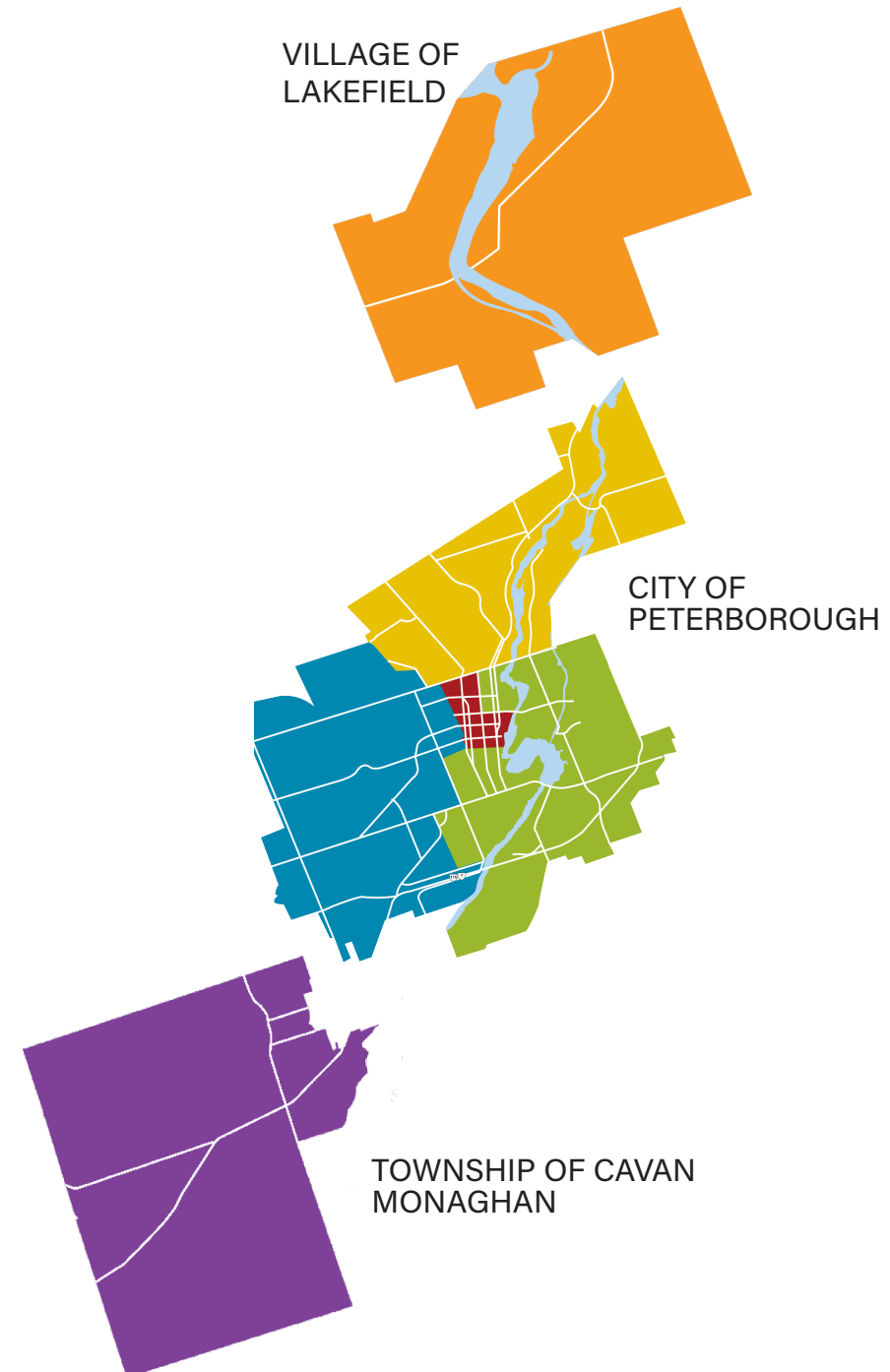
To be the best police service, providing the highest standard of professionalism in partnership with our community.



Who we serve



- 1 AREA**
The heart of our City with a high concentration of restaurants and commercial businesses, government, and residential units. There are several urban park areas along with a marina on Little Lake.
- 2 AREA**
The north end of the City with residential along with both commercial and industrial business, schools and Trent University. There are large greenspaces for all to access.
- 3 AREA**
Consists of the City's west-end which covers a large area of residential, commercial, and industrial. This area includes Fleming College and Peterborough Regional Health Centre.
- 4 AREA**
Encompasses the south and east end of the City and includes the historic Hunter Street Bridge, a portion of Little Lake and a commercial and retail area that includes Lansdowne Place Mall.
- 5 AREA**
Consists of the Ward of Lakefield in Selwyn Township. Lakefield is a healthy and vibrant community with a mix of residential, commercial and industrial businesses.
- 6 AREA**
The Township of Cavan Monaghan, a more rural area that includes the communities of Millbrook, Cavan, Ida, Mount Pleasant and Springville. It also includes the Peterborough Municipal Airport.





Operations Division

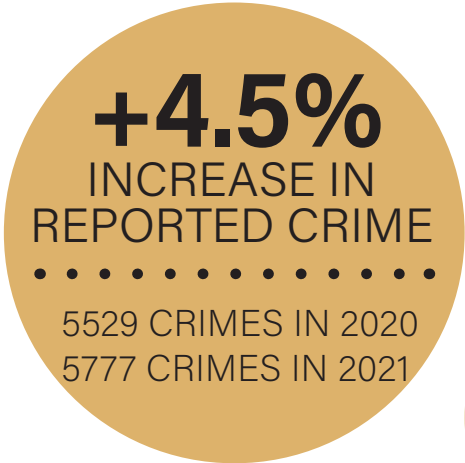
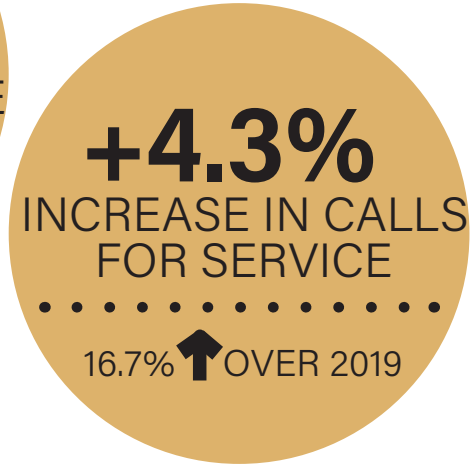
Crime prevention and responding to calls for service is the primary responsibility of Uniform Community Patrol.

Uniform Community Patrol consists of 4 platoons providing 24/7 frontline policing coverage to the communities served. Team policing strategies are discussed to develop initiatives and identify potential solutions.

Within the Operations Division are many dedicated sworn officers, civilians and auxiliary members who work cooperatively to meet divisional goals and objectives. Divisional objectives continue to focus on team policing, traffic safety, and building relationships with community and youth.

- • • • •
- COMMUNITY PATROL
- TRAFFIC SERVICES UNIT
- COMMUNITY SERVICES UNIT
- CANINE UNIT
- TRAINING UNIT
- MOBILE CRISIS INTERVENTION TEAM
- ALTERNATE RESPONSE UNIT
- EMERGENCY RESPONSE TEAM
- AUXILIARY UNIT
- • • • •

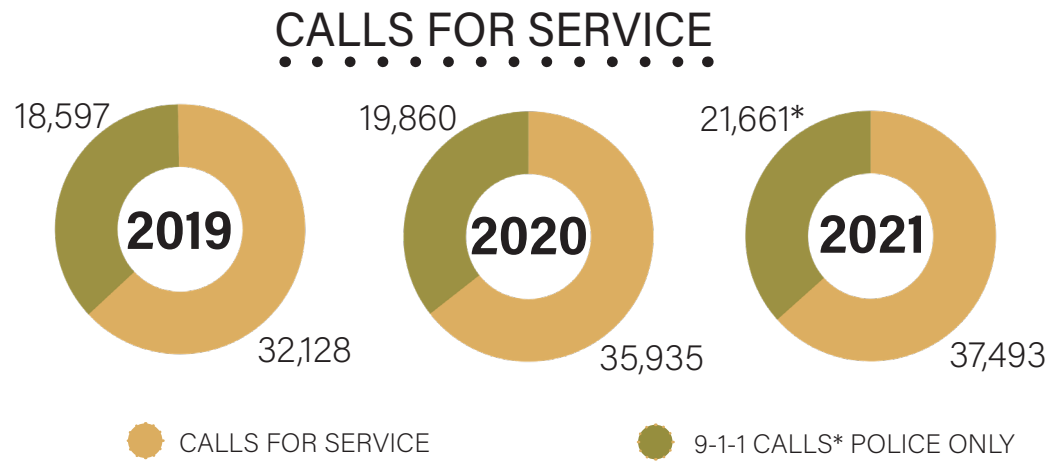
2021 STATS ● ● ●



Succession planning, training and technology continue to be our top challenges. A Staffing Study completed in 2021, by external consultants, concluded that we need more staff. We will continue to provide our frontline officers with the necessary equipment and training to be prepared for any challenge and at the same time remain financially responsible. Public and officer safety is of the utmost importance and we continue to do our best to strike the proper

balance to meet legislated requirements. Thank you to the members of our Service, civilian and sworn, for their competence, confidence and compassion. Quite simply it is through their hard work and dedication that the Service continues "to be the best police service, providing the highest standard of professionalism in partnership with our community."

To read the entire Operations Divisional Report please visit: peterboroughpolice.com/learn/reports



Area 1 Central



Bike patrol and foot patrol are two of the most meaningful ways to see and be present in Area One. As much as possible both are out in every season.

There were two team meetings held in 2021 to discuss issues, unique to the downtown core. These meetings help maintain a unified focus so members can work collectively to best serve our community.

Under the Safe Streets Act, police cannot remove people without cause and officers will continue to share this information with

residents and business owners.

Officers also connected with the Peterborough Police Auxiliary Unit to conduct Crime Prevention Through Environment Design (CPTED) on a number of properties.

Based on concerns from citizens, community policing liaison roles were created to help build relationships with businesses and residents along Simcoe Street, Peterborough Square, and the Peterborough Library. The resulting foot patrols and relationships were well-received.

8,233
CALLS FOR SERVICE

+76.9%
INCREASE IN
ROBBERIES

13 in 2020
23 in 2021

+103.6%
INCREASE IN
BREAK &
ENTERS

56 in 2020
114 in 2021

+11.8%
INCREASE IN
FRAUDS


68 in 2020
76 in 2021

-40.5%
DECREASE IN
DRUG
OFFENCES


37 in 2020
22 in 2021

+16.3%
INCREASE IN
ASSAULTS

135 in 2020
157 in 2021



Area 2 North



In 2021, Area Two had the most calls for service of our six patrol areas. There were several area projects including working with community groups to set up a neighbourhood watch program, identifying areas that were experiencing issues and working with the Brock Mission and YES Shelter.

In each case, a dedicated officer was assigned as a liaison to the group or organization. The Community Development and Engagement Coordinator also participated in several of the projects.

A streamlined Head of the Trent Regatta did take place in 2021, after a year hiatus due to COVID-19. This included virtual celebrations and reduced spectator limits for sporting events.

Several intersections were identified as being high on the list for collisions, among them Parkhill Road West and George Street. Officers focused on targeted traffic details and enforcement in the areas identified as problematic.

9,446
CALLS FOR SERVICE

-14.3%	+50.9%	+14.4%	+70.6%	-22%
DECREASE IN ROBBERIES	INCREASE IN BREAK & ENTERS	INCREASE IN THEFTS	INCREASE IN DRUG OFFENCES	DECREASE IN ASSAULTS
14 in 2020 12 in 2021	53 in 2020 80 in 2021	390 in 2020 446 in 2021	17 in 2020 29 in 2021	159 in 2020 124 in 2021

Area 3 West



Calls for service decreased during 2021 with fewer reported robberies, stolen vehicles, and frauds. However, there were increases in reported sexual assaults, break and enters and family disputes.

In 2021, officers responded to 242 calls for service at Peterborough Regional Health Centre (PRHC). These calls range from assisting PRHC security with uncooperative individuals to assisting staff with individuals in mental health crisis.

The hope is to see the Good Neighbour

Program return in 2022. It partners officers with Sir Sanford Fleming College and PPS Auxiliary officers to visit neighbourhoods with high student populations mixed among permanent residents to speak with them about being a good neighbour.

With the assistance of the Traffic Unit, priority was given to high collision intersections in an attempt to enforce the rules of the road with the ultimate goal of increasing motorist and pedestrian safety. MVCs reduced from 541 in 2020 to 476 in 2021.

7,798
CALLS FOR SERVICE

-14.3%
DECREASE IN ROBBERIES

7 in 2020
6 in 2021

+15.4%
INCREASE IN BREAK & ENTERS

65 in 2020
75 in 2021

+19%
INCREASE IN SEX OFFENCES


42 in 2020
50 in 2021

-18.8%
DECREASE IN DRUG OFFENCES


16 in 2020
13 in 2021

+12.2%
INCREASE IN ASSAULTS

115 in 2020
129 in 2021



Area 4 South/East



Numerous community issues were addressed, monitored, and solved by officers in collaboration with community members. Foot patrol was conducted in Beavermead Park, East City, Millenium Park, and Del Crary Park.

Area Four members were able to build relationships with residents and business owners. Because of their hard work, many know the officers by name and are comfortable contacting them to discuss issues in their neighbourhoods. In some

cases, proactive patrols were conducted in areas of concern. There was also a virtual town hall style meeting held with the residents of East City.

2021 saw the opening of the brand new public school in East City, which is an integral part of Area Four.

Traffic enforcement was conducted largely in the area of Lansdowne Street, east of George Street, and Television Road. In 2021, there were 438 motor vehicle collision in Area Four.

8,116
CALLS FOR SERVICE

+7.1%
INCREASE IN
ROBBERIES

14 in 2020
15 in 2021

+10.7%
INCREASE
IN BREAK &
ENTERS

84 in 2020
93 in 2021

+16.7%
INCREASE IN
SEX
OFFENCES

30 in 2020
35 in 2021


-33.3%
INCREASE IN
DRUG
OFFENCES

33 in 2020
22 in 2021

+3.2%
INCREASE IN
ASSAULTS

126 in 2020
130 in 2021

Area 5 Lakefield



Lakefield saw an increase in calls for service in 2021. Traffic and community service were mostly responsible for the increase.

Lakefield had 32 Criminal Code offences reported in 2021, of those, 16 have been cleared for a 50% clearance rate.

There was a 15.2% increase in the Non-Offence Calls for Service when comparing 2021 (569) to 2020 (494).

Officers spent time responding to traffic complaints from Lakefield residents, taking

time to involve those residents who wished to see and operate speed measuring equipment. This approach provided insight into what is required to enforce speeding offences and even shed some light on actual speeds versus perceived speeds. This method hoped to decrease speeding complaints.

Officers also engaged the community and downtown merchants through foot and bike patrols, visiting merchants and along the trails and paths.

613
CALLS FOR SERVICE

+28.6%
INCREASE IN THEFTS

7 in 2020
9 in 2021

+14.5%
INCREASE IN POLICE ASSISTANCE

55 in 2020
63 in 2021

+15%
INCREASE IN VEHICLE COLLISIONS


53 in 2020
61 in 2021

+89.6%
INCREASE IN TRAFFIC COMPLAINTS


134 in 2020
254 in 2021

240
FOOT PATROL HOURS





Area 6 Cavan Monaghan



Traffic enforcement is by far the most prevalent call for service. Both Area drivers and members of the Traffic Enforcement Unit participated in the enforcement details to make the roads in Area Six safer to use by all. Of notable concern from residents was Bailieboro, Hutchinson Drive, Brown Line, and Beardsmore Road just to mention a few. Officers spent a great deal of time and effort investigating ATV complaints. Provincial Crown Attorneys were consulted, advice sought, and charges laid where applicable.

Other notable investigations involved shutting down an illegal farm with the cooperation of the SPCA as well as resolving the traffic flow at South Monaghan Public School.

Officers continued to be involved in the community and community events, such as Christmas in the Village and Ladies Night.

For 2022, Area Six is excited to take delivery of two snowmobiles and two ATVs to assist in enforcement and education.

1,360
CALLS FOR SERVICE

+95.7%
INCREASE IN
THEFTS

23 in 2020
45 in 2021

+12.8%
INCREASE IN
POLICE
ASSISTANCE

148 in 2020
167 in 2021

+29%
INCREASE IN
VEHICLE
COLLISIONS

86 in 2020
111 in 2021

-28%
DECREASE IN
TRAFFIC
COMPLAINTS

564 in 2020
406 in 2021

132
FOOT
PATROL
HOURS



Emergency Response Team

The 2021 Emergency Response Team (ERT) consisted of twelve full-time officers, three tenured officers, and four tactical paramedics.

The 2021 training of ERT included new provincial tactical techniques for entry footwork and conducting joint training with ICAD for High-Risk Arrests / High Risk Vehicle Stops. ERT continued to expand their skills by incorporating training days with the Armoured Rescue Vehicle (ARV), Drone Pilots, and K9 Unit. ERT purchased a number of equipment

items to assist them in their operations. ERT is currently equipped with three vehicles including the ARV which is subject to bi-weekly maintenance and is taken on scheduled drives.

In September 2021, all ERT members passed the annual PIN Fitness Test. All ERT operators were also successful, re-qualifying on annual use of force options including, conducted energy weapons (CEW), firearms (pistol/assault rifle/shot gun), and less lethal options (CEW/Def Tec/Chemical Munitions).



72

TEAM CALLOUTS

16

SEARCH WARRANTS

9


HIGH RISK ARRESTS

7

OTHER JURISDICTION ASSISTS

1,800

TRAINING HOURS



Mobile Crisis Intervention Team

2021 has been an eventful year for the Mobile Crisis Intervention Team (MCIT). PC Black took over as MCIT in January. Much of the first few months was understanding the role of MCIT and getting to know the various community partners.

In June, the MCIT officer attended a two-week MCIT training course with Toronto Police Service. While it was held virtually, it was an excellent training experience and has provided a great knowledge-base to support the work.

The MCIT officer also assisted in:

- training two groups of new recruits by providing them a basic overview of the MCIT program and an introduction to mental health related calls for service
- implementing the HealthIM application and provided training to the officers and the Police Services Board
- working with other community agencies in the hopes of alleviating future police involvement with their clients

574
TOTAL OCCURENCES
MCIT

-37%
DECREASE IN MHA
APPREHENSIONS/
ARRESTS

114 in 2020
83 in 2021

5
MENTAL
HEALTH
DIVERSIONS

1 in 2020
5 in 2021

100
TRAINING
HOURS AROUND
MENTAL HEALTH

For & by MCIT
officer

Canine Unit

2021 was a challenging year for the Peterborough Police Canine Unit. One partnership retired from operations. Communities were well served by Constable Bob Cowie and his Police Service Dog (PSD) partner Isaac.

In August PC Dillon Wentworth was chosen to join the unit and with his partner Gryphon successfully completed an extensive 3-month training course with the Niagara Regional Police Service and reported for work in our community December 23rd, 2021.

The K9 Unit is a seven day a week, 24 hour a day commitment on and off shift with training a daily occurrence.

During their attendance at calls for service there were numerous searches for articles, drugs and persons.

The K9 unit also attended numerous community events over this time period and remains an excellent resource to engage youth of all ages.



PETERBOROUGH POLICE K9 DOGS:

669
TOTAL
OCCURRENCES
ATTENDED



TRACK PEOPLE



SEARCH BUILDINGS



DETECT DRUGS



LOCATE FIREARMS



APPREHEND SUSPECTS



PROTECT OFFICERS





Top Collision Intersections

- 1 Clonsilla Avenue & The Parkway ●
- 2 Monaghan Road & Parkhill Road W ●
- 3 Lansdowne Street & The Parkway ●
- 4 Parkhill Road West & Reid Street ●
- 5 Lansdowne Street & Monaghan Road ●
- 6 George Street North & Parkhill Road W ●
- 7 Parkhill Road W & Water Street ●
- 8 Armour Road & Parkhill Road E ●
- 9 Ashburnham Drive & Lansdowne Street E ●
- 10 Rubidge Street & Sherbrooke Street ●

 Indicates patrol area of intersection

2,406
TRAFFIC CALLS
FOR SERVICE

+4%
COLLISIONS
INVESTIGATED

1,800 in 2020
1,872 in 2021

-8.3%
COLLISIONS
OVER \$2000

735 in 2020
674 in 2021

-3.7%
COLLISIONS
UNDER
\$2000

813 in 2020
783 in 2021

+15%
PEDESTRIANS
INJURED

40 in 2020
46 in 2021

+57.1%
CYCLISTS
INJURED

14 in 2020
22 in 2021

2021 saw a 2% overall increase in the amount of Highway Traffic Act (HTA) Provincial Offence Notices (PONS) issued. This number has fluctuated over the last two years due to the Covid -19 pandemic.


While training was limited, we were successful in running a Level 2 (On Scene) Collision course and training one of our members as a Level III. Further, a member was designated as a Standard Field Sobriety Test Instructor.

The Traffic Services Unit was able to successfully conduct targeted enforcement with members of the Ministry of Transportation and the Ministry of the Environment to target commercial motor vehicles and modified vehicles.

Looking ahead to 2022, the unit will be focusing on continuing to implement e-ticketing, training more officers in reconstruction and as motorcycle operators.

Traffic Services Unit





Community Services Unit



The Community Services Unit is comprised of four sworn officers and a civilian staff member (Community Development & Engagement Coordinator). Officers are responsible for 10 schools each and handle education and enforcement issues with elementary and secondary institutions.

Distance learning strategies and technology were implemented within established programs to maintain relationships with the students and staff. Several programs continued - KIDS (Knowledge, Issues, Decisions and Supports) which is taught to all grade 6 classes and the CBC (Challenges, Beliefs, and Change) program on drug use and

decision which is presented to grade 8 classes. School lockdowns have continued to be a priority and each Community Service officer is responsible for performing two lockdowns in each of their schools each year.

The Community Development & Engagement Coordinator works to build relationships and is the liaison to the Peterborough Drug Strategy, and runs several grants including the Mobile Support Overdose Resource Team (MSORT) and Housing Unit Takeover (HUT) grant. They also coordinate the local situation table and co-chair the Service's Diversity, Equity and Inclusion Committee.

100+

SCHOOL VISITS OR PRESENTATIONS

31

LOCKDOWN DRILLS


35

SITUATION TABLE MEETINGS

522

MEETINGS WITH COMMUNITY PARTNERS

Auxiliary Unit



The members of our Auxiliary Unit are a vital part of the service. Established in 1999, our Service is extremely proud of the value added to the community by the volunteer members of this Unit that epitomizes the community policing philosophy of, "the police are the public and the public are the police."

The Auxiliary Unit is authorized by the Peterborough Police Service Board to maintain a strength of 35 members. In 2021 it was comprised of two Staff Sergeants, three Sergeants and 28 Auxiliary Constables.

In late 2021, the Board approved an additional rank of Auxiliary Inspector be added to the unit to oversee all operations and liaise with the Inspector of Operations.

During the year, the Auxiliary Unit operations was suspended or greatly modified due to Covid-19 restrictions, however, the unit was able to complete 1600 hours of volunteer time.

Thank you to the five members who retired or left because of job changes or relocations, your service was valuable to our unit and community.



1600
VOLUNTEER
HOURS

16
RIDE-A-LONG
PATROL WITH
OFFICERS

103
CAR CHILD SEAT
INSTALLATIONS

4
CRIME PREVENTION
THROUGH
ENVIRONMENTAL
DESIGN (CPTED)
PROJECTS

20
OTHER
COMMUNITY
EVENTS



THE YEAR IN NUMBERS

5,777
CRIMINAL CODE OFFENCES

↑ **4.5%**
OVER 2020

144

OF APPROVED
SWORN
OFFICERS

73

OF
CIVILIAN
MEMBERS

96,468
POLICING POPULATION

CITY OF PETERBOROUGH,
VILLAGE OF LAKEFIELD,
TOWNSHIP OF
CAVAN-MONAGHAN

42.7%
CLEARANCE RATE

↓ **18.6%**
OVER 2020

30,547
NON-OFFENCE CALLS

↑ **4.8%**
OVER 2020

1,229*
CALLS CANCELLED

↑ **27%**
OVER 2020 (968)

*DUE TO STAFFING SHORTAGES

\$3M
IN GRANT FUNDING
FOR COMMUNITY
PROJECTS

6
OF TRAINED
CRISIS
NEGOTIATORS

52
OF OFFICERS
TRAINED
IN CRISIS
INTERVENTION

15,460
OFFICER TRAINING HOURS

USE OF FORCE, POLICY CHANGES,
OFFICER SAFETY,
COMPLEX
INVESTIGATIONS

3,680
ONLINE TRAINING
HOURS



COMMUNITY
RELATIONSHIPS

1

COMMUNITY DEVELOPMENT &
ENGAGEMENT COORDINATOR

CORE WORK

PETERBOROUGH
DRUG
STRATEGY

MSORT*
HUTS**
SITUATION
TABLE

DIVERSITY
EQUITY
INCLUSION

19,520
OF PIECES OF
DIGITAL EVIDENCE
MANAGED

6,422
PHYSICAL PIECES
OF EVIDENCE
LOGGED

1308
PIECES OF
DIGITAL EVIDENCE
PROCESSED

901
CALLS TO
CRIME STOPPERS

42

ARRESTS

92

CHARGES LAID

25
CASES
CLEARED

31
OF HATE BIAS
INCIDENTS

18

CLASSIFIED AS HATE BIAS
CRIMES

5 **13**

SOLVED UNSOLVED

RECORDED INCIDENTS
MOTIVATED BY:
RACE
RELIGION
SEXUAL IDENTITY

36,410
SOCIAL MEDIA
FOLLOWERS



↑ 9.93%
OVER 2020

1
POLICY, AUDIT,
RISK
MANAGER

176
POLICIES GUIDING
PETERBOROUGH POLICE

16
POLICY REVIEWS
COMPLETED



*Mobile Support Overdose Resource Team

**Housing Unit Takeovers



Investigative Services

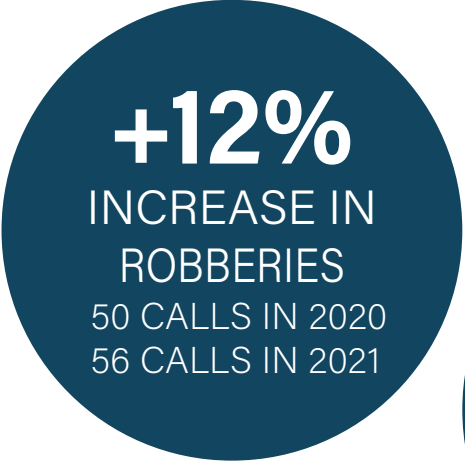
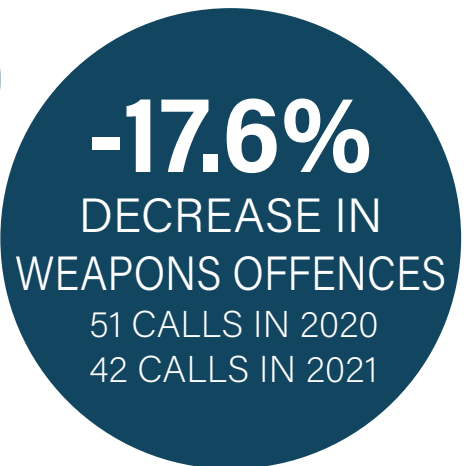
- MAJOR CRIME
- STREET CRIME
- INTELLIGENCE
- FORENSIC IDENTIFICATION SERVICES
- CRIME/VIDEO ANALYSIS
- VICTIM SERVICES
- SPECIAL VICTIMS UNIT
- DOMESTIC VIOLENCE & ELDER ABUSE
- HIGH RISK UNIT
- FRAUD
- DRUGS
- E-CRIME
- SEX OFFENCES
- CRIME STOPPERS

Statistically, the criminal offences reported in 2021 rose 4.5% over 2020, increasing from 5529 to 5777 offences.

The Unit is comprised of 41 members, with one Inspector, one Staff Sergeant, three Sergeants, 29 Detective Constables and seven Civilians.

All members of Investigative Services provide support to frontline patrol officers by taking over involved or complex investigations that require significant follow up and attention. The investigators and support personnel also meet requirements mandated through policing standards or identified community needs.

2021 STATS ● ● ●



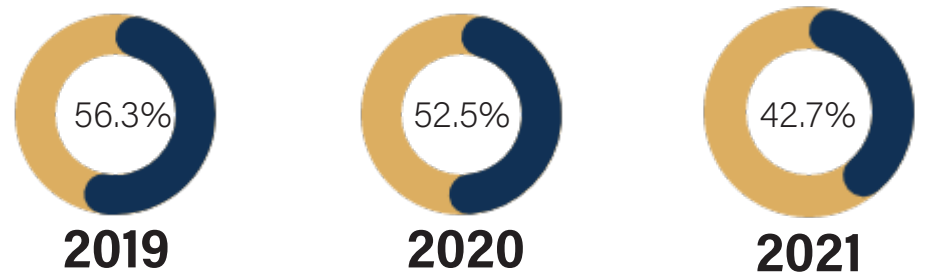
Many of the positions in the unit have multiple responsibilities including management/enforcement of the Sex Offender Registry, Power Case, and Community Assessment Teams.

Due to mandated legislative and case law requirements, training continues to be a priority. In 2021, officers attended, either in person or virtually, 50 courses, workshops, or conferences. The clearance rate for criminal offences has dropped. Calls for service are increasing while resources to follow-up are


not. For example, along with crime severity and the number of complex investigations increasing, calls for service such as thefts and frauds are coming in through the online reporting portal. The Service values these methods of connecting with the public but the volume does create a resource issue. The Unit is committed to meeting the community's expectations and overall goals of the police service.

*To read the Investigative Services Report please visit:
peterboroughpolice.com/learn/reports*

CLEARANCE RATES 2019 - 2021



Victim Services Unit



The Victim Services Unit (VSU) is a unique service within municipal police services in Ontario. The Unit continues to provide in-person meetings and follow up for victims and their families.

One of the Victim Services Coordinators obtained their Masters of Social Work and is now a Registered Social Worker in the Unit.

Victim Services helped develop and deliver a Trauma Informed Sexual Assault Training Course to all uniform members and 911 Communicators and worked alongside the Sex Offences Unit to review the Sexual Assault Investigations Policy to ensure

trauma-informed practices were being incorporated.

Another notable achievement was the Police Service's Facility Dog, Pixie, receiving the Victim Services Award of Distinction from the Ministry of the Attorney General. Pixie was also a finalist in the Police Services Hero of the Year Award.

The Unit is seeing a rise in fatal drug poisonings and overdoses and will continue to follow up with next of kin and witnesses to provide practical support, grief counselling and referrals.

2612
INCIDENTS
REVIEWED

183
VICTIM IMPACT
STATEMENT
REQUESTS

46
COURT SUPPORT
ATTENDANCES

203
OFFICE
INTERVIEWS

16
ON-SCENE
ASSISTANCE

50
INCIDENTS
USING FACILITY
DOG



Intelligence & Drug Units

The Intelligence Unit & Drug Units are comprised of a sergeant, six Detective Constables and two civilian crime analysts. In 2021 the Intelligence Unit members maintained a continuous caseload with investigations ranging from organized crime, undercover operations, drug offences, firearms offences to aggravated assaults. Criminal groups continue to identify the City of Peterborough as a lucrative market for drug and human trafficking. Over the past several years, there has been an increase in GTA gang presence. This has led to an increase in violent crimes and drug-related offences. These crimes frequently involve

persons from the GTA, Durham Region, Niagara/Hamilton areas along with the Ottawa and Quebec areas.

Many of these individuals tend to use local hotels or take over residences of vulnerable persons to traffic drugs. The Intelligence Unit assisted with the identification of individuals utilizing information, and assistance from various Police Services. As a result, search warrants were executed and many of these individuals were arrested.

Cocaine and fentanyl continue to be the highest quantity of drugs sold in the area.



60
ARRESTS


3056.5g
COCAINE

181.4g
CRYSTAL
METH

189g
FENTANYL

\$60,383
CASH
SEIZED

1
FIREARM
SEIZED



Joint Operations/ Taskforces

Human Trafficking Unit -- Project Terrain

In January 2021, members from the Human Trafficking Unit commenced an investigation into the trafficking of victims nationally. A provincial project was launched with the assistance of multiple police services and agencies. As a result, three persons were arrested on Human Trafficking related offences and six separate victims were identified. Police also seized approximately \$175,000 as proceeds of crime. The matter is before the courts.

Internet Child Exploitation (ICE)

In 2021, there were two full-time investigators.

The Unit was involved in 99 child exploitation related investigations including 18 proactive undercover online investigations. In total, 25 persons were charged, and 63 child exploitation related charges were laid, two of the accused were repeat offenders.

High-Risk Unit

The High-Risk Unit is currently comprised of three Detective Constables. They are responsible for ensuring the compliance of court orders on repeat offenders and parolees, drafting peace bonds and Dangerous Offender applications. The Unit was involved in 179 arrests in 2021.



25
ICE ARRESTS
2 REPEAT OFFENDERS

63
CHILD EXPLOITATION CHARGES

6
ARRESTS RELATED TO HUMAN TRAFFICKING

179
HIGH RISK UNIT ARRESTS

10
FIREARM INCIDENTS

177
VICLAS REPORTS

9-1-1 Communications Division

Communications staff is responsible for the handling of emergency and non-emergency calls from the public.

The Communications Unit is also the Public Safety Answering Point (PSAP) for the residents of Peterborough as well as the Village of Lakefield and the Township of Cavan Monaghan. They are responsible for answering all 9-1-1 calls, prioritizing those calls, dispatching and down-streaming emergency medical and fire calls to our emergency partners.

The Unit received 38,743 9-1-1 calls, including 894 from the Village of Lakefield and 3,478 from the Township of Cavan Monaghan in 2021.





RECORDS MANAGEMENT
POLICE REPORT CLERKS
COURT SERVICES
PROFESSIONAL STANDARDS
PROPERTY & EVIDENCE
GENERAL INQUIRY
FREEDOM OF INFORMATION
AUDIO/VIDEO EVIDENCE

Support Services

Adapt and persevere were the themes for Support Services in 2021.

The Division had vastly different experiences as Court Services experienced a large transition in staff. The Records Unit, Police Entry Clerks, and Evidence remained intact, yet had to overcome several absences without any additional supports in these units.

The pandemic continued to challenge all Units, but Support Services continued to provide a very high standard of service and professionalism to all members of the Police Service, the community partners, and the public.

2021 STATS ● ● ●

45
FTE* MEMBERS
SWORN & CIVILIAN

6
PT** MEMBERS

21%
OF EMPLOYEES IN
THE SERVICE
WORK IN
SUPPORT
SERVICES

17
FTE SPECIAL
CONSTABLES

3
PT SPECIAL
CONSTABLES

35%
OF SPECIAL
CONSTABLES ARE
WOMEN

-35%
DECREASE IN
POLICE CONDUCT
COMPLAINTS

*Full-time Equivalent Members
**Part-time Members

Capacity and stability of staff continues to be a focal point as more responsibility is being downloaded to all including the civilian members that support officers.

Another concern relating to organizational resiliency continues to be the police facility. The Facility Review Committee, which is comprised of Service and City staff, has been on hiatus and we are hoping this group will reconvene in 2022.

There was a total of 138 complaints received in 2021, an increase of 165% from

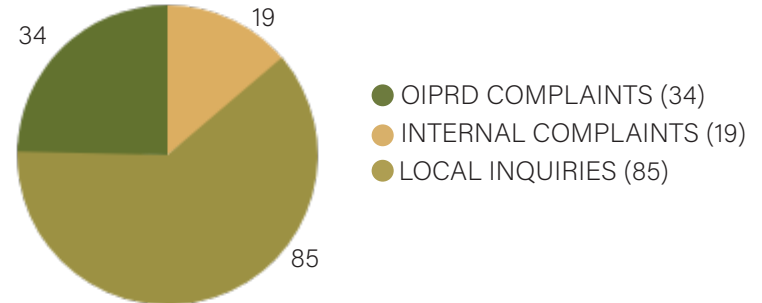
2020. The bulk of the increase is the result of more local inquiries, many of which were based on government policies versus actual conduct-based concerns of our members.

Received complaints:

- Office of the Independent Police Review Director (OIPRD) – 34 (31 Conduct, 3 Service/Policy Complaints).
- Internal complaints – 19. This is an increase of 5% from 2020
- Local Inquiries – 85. This is an increase of 325% from 2020

To read the Support Services Report please visit:
peterboroughpolice.com/learn/reports

COMPLAINT SUMMARY



Court Services



Peterborough Police Service undertakes two separate activities at Court: security and case management. The Police Services Act mandates that police in the jurisdiction where a court is located provide security. The Service has responsibility for security at two court houses and bail court which is held at the Peterborough Police Station.

surveillance system, inadequate outside lighting, and a need for additional space to provide a proper changeroom for the Special Constables. A storage space is expected to be converted into a changeroom in 2023.

There are three levels of government and five stakeholders involved in matters relating to court operations. There are seven court rooms between both facilities.

Case management duties are the responsibility of the three constables and the Sergeant at Court. Their work is supported by the court clerks. Duties include preparing service case files, vetting sureties, assisting the Crown in bail court, managing the Service's participation in diversion programs, liaising with stakeholders and entering information into the various databases.

A recent review of the Provincial Courthouse by Ministry staff identified several deficiencies including the video



3
COURTHOUSES

256
DNA
SAMPLES

1,425
FINGERPRINTS
OFFENDERS IN CELLS
BEFORE COURT

150
YOUTH
CHARGES
LAID


2204
COURT
BRIEFS

118
TRIALS*

*COVID HAD AN IMPACT ON THE # OF TRIALS



Records Management



The Records Management Unit provides administrative support to the Police Service along with providing service to a variety of external stakeholders including all levels of government, members of the legal and business community and members of the public.

The Records Management Unit consists of 11 members - Records Supervisor, Freedom of Information Analyst, CPIC Validator, Evidence Disclosure Clerk, Niche Validator, Court Validator, Warrants Clerk, Support Clerk, Switchboard Operator, and two General Inquiry Clerks.

Warrants increased significantly due to the pandemic which contributed to longer processing times.

Provincial Crown disclosure numbers decreased significantly in 2021 (1,444 from 2,162 in 2020). This is attributed mainly to going fully electronic with disclosure.

There were so many rideshare driver applications that a cap of two appointments per company per week was instituted.

The push to online record checks continued and the Service saw 86% of the checks done online which is up from 76% in 2020.

25,863
DOCUMENTS HANDLED

+25.3%
RECORD CHECKS (TOTAL)

5,284 in 2020
6,622 in 2021

+41.1%
ONLINE RECORD CHECKS

4,030 in 2020
5,686 in 2021


+29%
FOI REQUESTS

139 in 2020
180 in 2021

+73.5%
WARRANTS PROCESSED

746 in 2020
1,295 in 2021

292
TAXI, LIMO, TOW, TNC LICENCES ISSUED



Police Report Entry Clerk

The Police Report Entry Clerks team consists of four full-time and three part-time members who report to the Records Management Supervisor. Each member is assigned to a platoon to provide real-time data entry for officers. Their work includes:

- Entry of all reports onto the records management system in accordance with RCMP Data Quality Standards.
- Preparation of crown briefs for regular court appearances and for weekend and statutory holiday (WASH) court appearances and digital upload

- Canadian Police Information Centre (CPIC) entries for charged persons
- Validation of non-reportable incidents

In all, Police Report Entry Clerks entered 50,585 reports in 2021 including 28,385 external documents. The workloads have increased significantly due to requests from Ministry of the Attorney General (MAG) and the Crown.

Additional duties that were added in 2021 include scanning all police documents/notes, updating the CPIC and accounting for fraudulent reports.



50,585
REPORTS ENTERED

1,946
ARREST
REPORTS

127
MISSING
PERSONS
REPORTS

71
SUDDEN
DEATH
REPORTS

178
FRAUDULENT
REPORTS

9,989
SUPPLEMENTARY
REPORTS

Human Resources Division



The Human Resources Division provides advice and guidance on human resource matters regarding collective agreements and employee relations concerns, human resources policies, development and implementation of Return to Work (RTW) Plans and attendance policies, recruitment and payroll and benefit services.

In 2021, the structure of the Human Resources Division changed to include a new position, the Human Resources Coordinator. This new position supported the Divisional Commanders with recruitment, selection and onboarding for new members. The Payroll & HR Administrator focused primarily on payroll administration,

maintaining proper salary classification for all positions, attendance management and human resources reporting.

The Division is committed to recruiting exceptional members for the Service. This includes discussing the needs of the Service, recruitment strategies, participating in the selection of candidates.

Supporting the wellness of members is a priority in both uniform and civilian roles of the Service. The Police Service has several programs in place to support members to assist with mental health and peer support program.

*To read the Human Resources Report please visit:
peterboroughpolice.com/learn/reports*





Finance Services Division

The Finance Division provides various forms of operational support for the Police Service, including management of all division budgets, special projects, and general administration.

In addition to the Finance Manager, the division is comprised of the Fleet and Facilities Coordinator and the Quartermaster.

The Finance Division works to ensure grant requirements are completed and reported in a timely manner. In addition, the division provides support by acting as liaisons with other departments and agencies as needed.



2021 STATS ● ● ●

15
SERVICE
AGREEMENTS
TOTTALLING
\$400,00+

18
CAPITAL
PROJECTS
MANAGED

11
VEHICLES
PURCHASED

4
OFFICE
RELOCATIONS/
RENOVATIONS

142
WEARABLE
EQUIPMENT
REPLACEMENTS

The Finance Manager is responsible for the Service's overall Operating and Capital Budgets. In addition, the Finance Manager oversees all aspects of financial planning and reporting.

The Fleet and Facilities Coordinator is responsible for the necessary purchase, maintenance and repairs of all police vehicles and related equipment, building maintenance, repairs and renovations.

The Quartermaster is responsible for the purchase of all uniforms, equipment and supplies.

The Service has limited control over fleet maintenance costs, although measures are taken to source the best possible price. We are members of the Police Cooperative

Purchasing Group (PCPG), which allows us to take advantage of contracts negotiated by larger Services securing cost savings we would not otherwise receive. The exchange rate for the US dollar, fluctuating gas prices, the number of bio-hazard cleanings required, and collisions are expenses we cannot forecast precisely, which impact our budget.

Planned projects are drawn from the facility maintenance budget. A variety of other expenditures are also drawn from those budget lines. This includes known costs such as contract fees for off-site storage units, document shredding and parking at Provincial Court.

To read the Finance Services Report please visit:
peterboroughpolice.com/learn/reports



Comparative Statistics



COMPARATIVE STATISTICS	2020	2021	VARIANCE
Personnel			
Authorized Strength - Police	141	144	2.1%
- Civilian	66	73	10.6%
Promotions	6	3	-50.0%
Retirements	10	3	-70.0%
Resignations	8	8	0.0%
Use of Force			
Oleoresin Capsicum Spray	3	3	
Impact Weapon / Asp Baton	0	0	
Firearms			
Human (Drawn)	59	70	18.6%
Animal (Dispatched)	3	15	400.0%
Empty Hand Techniques	25	21	-16.0%
CEW Drawn	62	52	-16.1%
CEW Deployed	15	12	-20.0%
Policy / Service Complaints	3	3	0.0%
Officer Conduct Complaints	40	31	-22.5%
Total Complaints	58	138	137.9%
OIPRD Complaints			
Withdrawn	3	3	0.0%
Resolved Informally	2	0	-100.0%
No further action required	14	20	42.9%
Hearing	0	0	
Informal Discipline	0	0	
Local Inquiry	21	85	304.8%
Unsubstantiated	5	6	20.0%
Pending	4	0	-100.0%
Victim Services			
Reports	2,885	2,612	-9.5%
Followup	1,167	1,219	4.5%

COMPARATIVE STATISTICS	2020	2021	VARIANCE
CRIMINAL OFFENCES			
Homicide			
Murder - 1st & 2nd	3	2	
Attempt Murder	3	3	
Manslaughter	0	0	
Robbery			
Firearms	7	3	-57.1%
Other Offensive Weapons	19	16	-15.8%
Other Robbery	24	37	54.2%
Break and Enter			
Business	97	166	71.1%
Residence	161	184	14.3%
Other Break and Enter	12	18	50.0%
Theft of Motor Vehicles	85	97	14.1%
Thefts			
Bicycles	146	181	24.0%
From Motor Vehicles	636	658	3.5%
Shoplifting	325	371	14.2%
Other Thefts	520	583	12.1%
Possession Stolen Goods	46	41	-10.9%
Frauds			
ATM / Debit	89	63	-29.2%
Credit Cards	133	127	-4.5%
Counterfeiting	16	9	-43.8%
Other Frauds	304	290	-4.6%
Offensive Weapon			
Use Firearm	8	6	-25.0%
Other Offensive Weapons	43	36	-16.3%
Sex Offences			
Aggravated Sexual Assault	0	0	
Sexual Assault with Weapon	4	2	
Sexual Assault	80	102	27.5%
Other Sexual Offences	79	81	2.5%

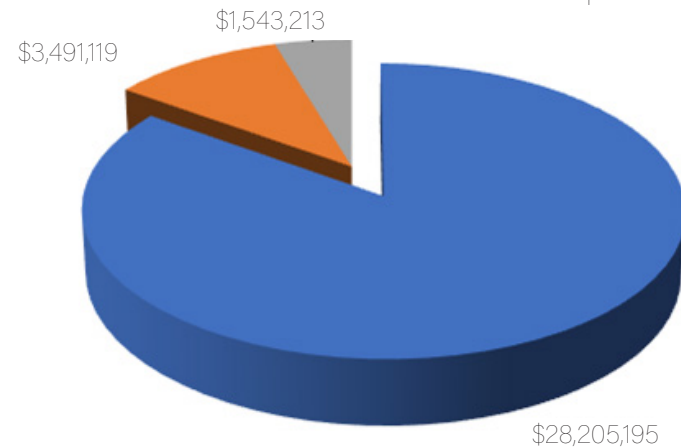
Comparative Statistics

COMPARATIVE STATISTICS	2020	2021	VARIANCE
Assaults			
Assault - Level 3 / Aggravated	13	17	30.8%
Assault - Level 2 / Weapon / Bodily	124	138	11.3%
Assault - Level 1 / Other Assaults	225	255	13.3%
Assault Police / Public Officers	51	32	-37.3%
Assault - Domestic	137	112	-18.2%
Other Criminal Code Offences			
Abduction	0	0	
Arson	15	8	-46.7%
Breach of Recognizance	429	420	-2.1%
Disturbing the Peace	157	274	74.5%
Escape Custody	2	0	
Gaming and Betting	0	0	
Indecent Acts	37	41	10.8%
Obstruct Public / Peace Officer	21	12	-42.9%
Prisoner Unlawfully at Large	0	0	
Mischief	423	457	8.0%
Criminal Harassment	101	80	-20.8%
Others	693	614	-11.4%
Drugs			
Heroin	3	3	0.0%
Cocaine	51	40	-21.6%
Cannabis	4	3	-25.0%
Other Drugs	42	35	-16.7%
Federal Statutes			
	0	0	
Impaired Driving			
Offences	107	92	-14.0%
Other C.C. Driving Offences	36	54	50.0%
Traffic Enforcement			
Radar/Laser	3244	2932	-9.6%
R.I.D.E. Program			
Vehicles Checked	5047	2304	-54.3%
Tests Administered	359	130	-63.8%
Alcohol Related Suspensions	16	16	0.0%

2021 Police Budget

ACTUAL EXPENDITURES


- Salary Compensation
- Operations
- Capital Budget



Total Expenditures \$33,239,527

Total Revenues \$4,713,124

2021 Net Budget \$28,526,403



Non-Offence Statistics



NON-OFFENCE STATISTICS	2019	2020	2021	% +/-
Abandoned Vehicles	10	13	4	-69.2%
Alarms	739	590	575	-20.2%
False Alarm Cancelled	296	274	288	-7.4%
Animal	159	145	147	-8.8%
Community Services	1,501	1,078	1,010	-6.3%
Dangerous Condition	39	35	10	-71.4%
DNA	328	197	252	27.9%
Domestic/Family Disturbance	1,717	1,811	1,802	-0.5%
Escorts	862	480	303	-36.9%
Fire/Fire Alarms	19	13	24	-31.6%
Insecure Property	60	54	50	-10.0%
Landlord/Tenant	153	172	149	12.4%
Liquor Acts	261	307	174	17.6%
Lost and Found Property	990	1,013	1,231	2.3%
Missing Persons	2	1	1	0.0%
Missing Persons Located	319	324	474	46.3%
Municipal By-law	65	168	202	20.2%
Neighbour Dispute	498	699	665	-4.9%
Noise Complaints	869	1,116	1,044	-6.5%
Non-Traffic Accident	12	6	4	-33.3%
Police Assistance	2,277	3,259	3,498	7.3%
Police Information	1,025	1,342	1,565	16.6%
Prevent Breach of Peace	294	326	349	7.1%
Property Damage	18	29	27	-6.9%
Provincial Statutes (MHA)	584	640	815	9.6%
Sex Offender Registry	224	197	195	-12.1%
Strikes	1	5	0	-100.0%
Sudden Deaths	132	152	152	0.0%
Suspicious Persons/Vehicle	2,731	3,539	3,777	6.7%
Telephone Calls	257	276	252	7.4%
Towed Vehicles	115	97	93	-4.1%

NON-OFFENCE STATISTICS	2019	2020	2021	% +/-
Traffic Complaints	2,195	4,292	3,734	-13.0%
Traffic Control	69	60	65	8.3%
Calls Involving Youth	284	230	197	-14.3%
Unwanted Persons	1,202	1,324	1,543	16.5%
Vehicles Recovered	10	16	42	162.5%
ViCLAS	191	194	177	-8.8%
Warrants	546	457	660	44.4%
Other Provincial Statutes	229	496	679	36.9%
Other	2,613	2,745	3,089	12.5%
Calls Cancelled/Unanswered	974	968	1,229	27.0%
Total Non-Offences	24,870	29,140	30,547	4.8%

Collection of Identifying Information

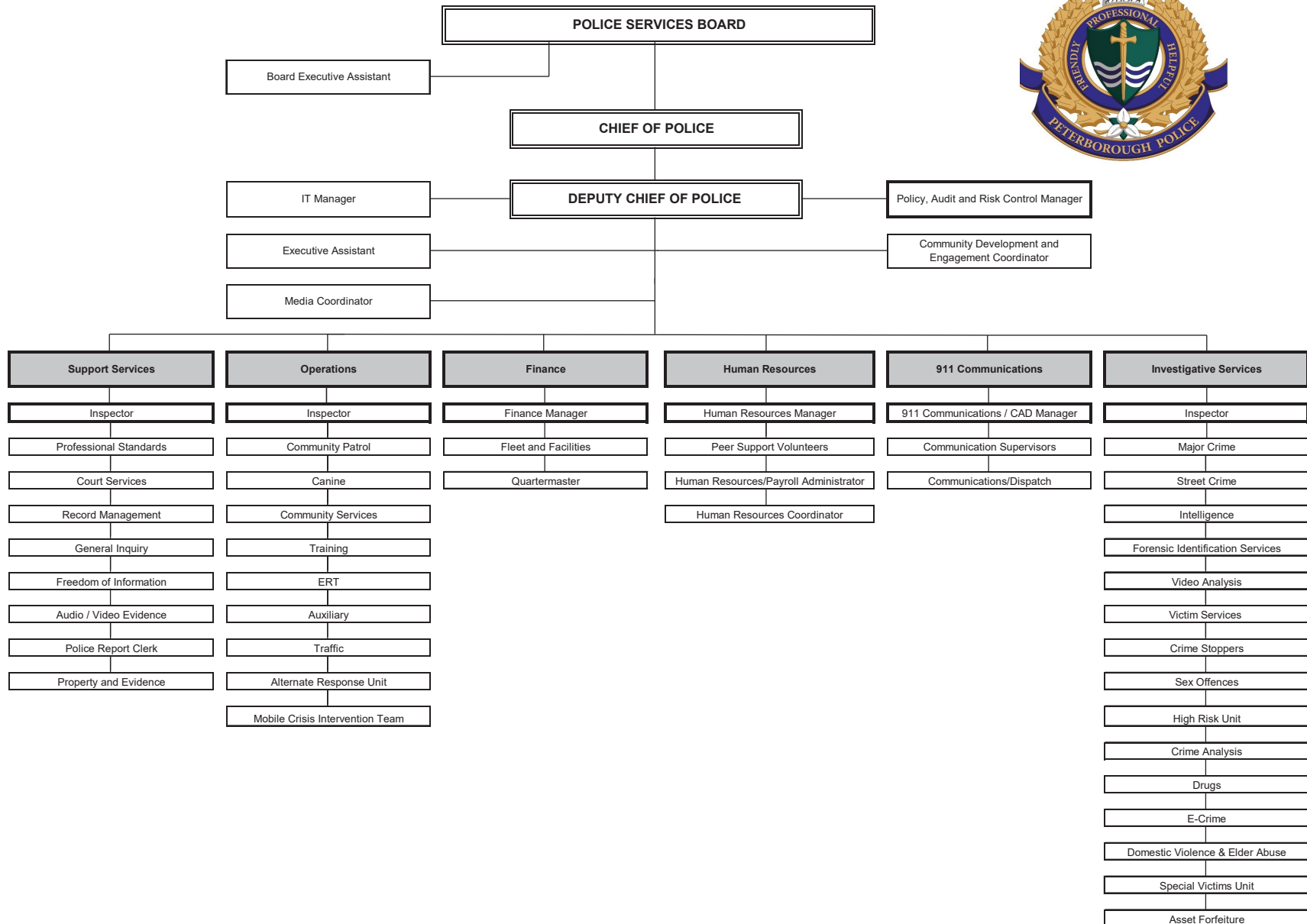
Ontario Regulation 58/16 of the Police Services Act requires the Chief of Police to provide an annual report on the number of regulated interactions between citizens and members of the Peterborough Police Service.

In 2021 there were 0 reported regulated interactions as members of the Peterborough Police Service did not engage with any citizens in a manner that met the requirements of O.R. 58/16.

Organizational Chart



Peterborough Police Service Organizational Chart 2021



Professional
Friendly
Helpful

peterboroughpolice.com

